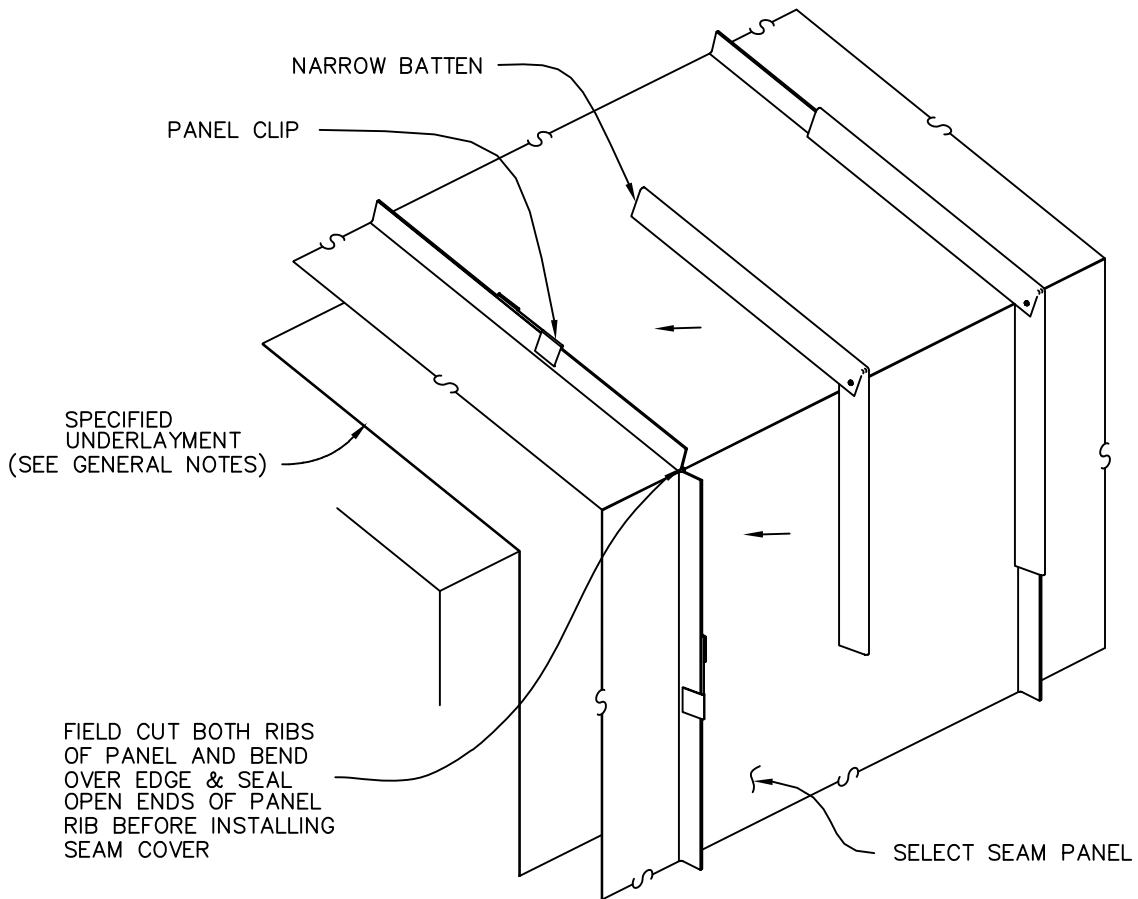
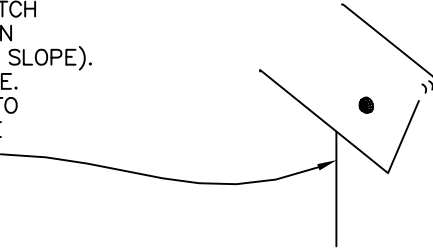


FIELD CUT SIDES OF BATTEN. NOTCH
 BOTTOM HEMS ON UPPER PORTION
 AS REQUIRED (VARIES PER ROOF SLOPE).
 BEND LOWER PORTION INTO PLACE.
 APPLY NON-SKINNING SEALANT TO
 OVERLAPS AND FASTEN IN PLACE
 WITH 1/8" RIVETS.

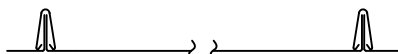


DESIGN CAUTION:
 TURNING PANELS DOWN FOR
 FASCIA MAY ESTABLISH
 UNWANTED POINT OF PANEL
 FIXITY.

DESIGN NOTE:
 THIS TRANSITION DETAIL IS
 NOT RECOMMENDED IN REGIONS
 WITH HEAVY SNOW AND ICE
 CONDITIONS.



SELECT SEAM
 NARROW BATTEN



FASCIA TRANSITION

SSNB-06